

DK35SE-HST

Specifications






| Engine | |
|--|-----------------------------|
| ▶ Engine Model | 3B183LWH |
| ▶ Engine Gross Power | 38 HP (28.3KW) |
| ▶ Rated Speed | 2,600 rpm |
| ▶ No. of Cylinder | 3 |
| ▶ Fuel Type | Diesel |
| ▶ Aspiration | Natural |
| ▶ Displacement | 111.43 cu.in. (1,826 cc) |
| ▶ Fuel Tank Capacity | 11.9 gal (45L) |
| ▶ Pre-heating System | Glow Plugs |
| Transmission | |
| ▶ Transmission Type | Hydrostatic |
| ▶ Shuttle | N/A |
| ▶ Main Gear | Hydrostatic |
| ▶ No. of Travel Speed Forward / Reverse | 3 Range HST |
| ▶ Min. Travel Speed of Forward w/ Ag1 @ Engine rated speed | 0 mph (0 kph) |
| ▶ Max. Travel Speed of Forward w/ Ag1 @ Engine rated speed | 14.9 mph (24 kph) |
| Power Take-Off | |
| ▶ PTO Type Trans | Hydraulic, Independent |
| ▶ PTO Power | 27 HP (ROPS)/ 26.1 HP (Cab) |
| ▶ Rear PTO Speeds(1st) | 540 rpm |
| ▶ Rear PTO Speeds(2nd) | N/A |
| ▶ Mid PTO Speeds | 2,000 rpm (Optional) |
| ▶ Front PTO Speeds | |
| Brakes and Clutch | |
| ▶ Brakes | Wet disc |

| | |
|--|--------------------------------|
| ▶Clutch | N/A |
| Dimensions w/ AG Tire | |
| ▶Length w/ 3-point hitch | 129.1 in. (3,280 mm) |
| ▶Width | 61.6 in. (1,565 mm) |
| ▶Height from Top of ROPS | 93.1 in. (2,365 mm) |
| ▶Height from Top of ROPS Folded | |
| ▶From Top of the Highest Point | |
| ▶Wheelbase | 69.5 in. (1,767 mm) |
| ▶Ground Clearance | 14.3 in. (365 mm) |
| ▶Front Tread Ag Tires - Min | 49.1 in. (1,248 mm) |
| ▶Front Tread Ag Tires - Max | |
| ▶Rear Tread Ag Tires - Min | 48.7 in. (1,237 mm) |
| ▶Rear Tread Ag Tires - Max | 53.0 in. (1,347 mm) |
| ▶Turning Radius w/ Brake | 9.3 ft (2.85 m) |
| ▶Turning Radius w/o Brake | |
| Hydraulics | |
| ▶Total Pump Flow | 15.2 gpm (57.8(L/min)) |
| ▶Main Pump Capacity | |
| ▶Power Steering Pump Capacity | |
| 3-Point Hitch | |
| ▶Standard Category (Optional Category) | Cat. I (N/A) |
| ▶Lift Capacity, 24" aft of hitch, lb(kg) | 2,383 lbs (1,081 kg) |
| ▶Control Type | Position, Draft, Mixed control |
| Weight | |
| ▶Weight w/ Ag Tires w/ ROPS | 3,915 lbs. (1,776 kg) |

›Equipment & Panel

| Standard Equipment | Optional Equipment | Instrument Panel |
|---|-------------------------------|-----------------------------------|
| Telescopic 3 Point Hitch Ends | 2nd. Remote Hydraulic Valve | Tachometer with Hour meter |
| Telescopic Stabilizers | Rear & Front Weights | Fuel Gauge |
| Crank Adjustable Lift Link | Sunshade | Coolant Temperature Gauge |
| Single Lever Joy Stick For Loader Operation | Mid PTO | PTO Operation Indicator |
| Foldable ROPS | Trailer Outlet (7 Pin Socket) | Battery Charge indicator |
| Hydrostatic Power Steering | | Low Oil Pressure Indicator |
| Rear Differential Lock | | Glow Operation Indicator |
| Foot Throttle (Mechanical) | | 4WD Operation Indicator |
| Removable Drawbar | | Shuttle Neutral Indicator |
| Adjustable Seat with Seat Belt | | Parking Brake Operation Indicator |
| Head Lights | | Cruise Operation Indicator |
| Safety Light | | |
| Tilt Steering Wheel | | |
| Wet Disc Brake | | |
| Oil Cooler | | |
| Air Conditioner/ Heater (Cab only) | | |
| CD play with Radio (Cab only) | | |
| Sunvisor (Cab only) | | |
| Cup Holder (Cab only) | | |

›Tires

| | | |
|---|------------------|--------------|
|  Ag | ›Ag1 4WD Front | 7-16/6 |
| | ›Ag1 4WD Rear | 12.4-24/6 |
| | ›Ag2 4WD Front | N/A |
| | ›Ag2 4WD Rear | N/A |
|  Turf | ›Turf1 4WD Front | 27x8.5-15/4 |
| | ›Turf1 4WD Rear | 41x14-20/4 |
| | ›Turf2 4WD Front | N/A |
| | ›Turf2 4WD Rear | N/A |
|  Ind | ›Ind1 4WD Front | 27x10.5-15/6 |
| | ›Ind1 4WD Rear | 43x16-20/4 |
| | ›Ind2 4WD Front | N/A |
| | ›Ind2 4WD Rear | N/A |

›Attachments

| | |
|-----------------------------------|--------------------|
| Front End Loaders | ▶KL351 , |
| Backhoes | ▶KB2475 , KB2485 , |

›Implements

| | |
|-------------------------|------------------------|
| Mowers | ▶KMR03-72 , KMR03-84 , |
| Tillers | ▶KT03-59 , KT09-65 , |