

# DK40SE-HST

## Specifications






Engine	
▶ Engine Model	4A200LWH
▶ Engine Gross Power	41 HP (30.5 KW)
▶ Rated Speed	2,600 rpm
▶ No. of Cylinder	4
▶ Fuel Type	Diesel
▶ Aspiration	Natural
▶ Displacement	121.98 cu. in. (1,999 cc)
▶ Fuel Tank Capacity	11.9 gal (45 L)
▶ Pre-heating System	Glow Plugs
Transmission	
▶ Transmission Type	Hydrostatic Drive
▶ Shuttle	None
▶ Main Gear	Hydrostatic
▶ No. of Travel Speed Forward / Reverse	3 Range HST
▶ Min. Travel Speed of Forward w/ Ag1 @ Engine rated speed	0 mph (0 kph)
▶ Max. Travel Speed of Forward w/ Ag1 @ Engine rated speed	15.6 mph (25.1 kph)
Power Take-Off	
▶ PTO Type Trans	Hydraulic, Independent
▶ PTO Power	32.5 HP (ROPS)/ 30.2 HP (Cab)
▶ Rear PTO Speeds(1st)	540 rpm
▶ Rear PTO Speeds(2nd)	N/A
▶ Mid PTO Speeds	2,000 rpm (Optional)
▶ Front PTO Speeds	
Brakes and Clutch	
▶ Brakes	Wet disc

▶Clutch	None
<b>Dimensions w/ AG Tire</b>	
▶Length w/ 3-point hitch	134.2 in. (3,410 mm)
▶Width	63.9 in. (1,625 mm)
▶Height from Top of ROPS	95.0 in. (2,415 mm)
▶Height from Top of ROPS Cab	
▶Height from Top of ROPS Folded	
▶From Top of the Highest Point	
▶Wheelbase	74.0 in. (1,880 mm)
▶Ground Clearance	14.7 in. (375 mm)
▶Front Tread Ag Tires - Min	49.0 in. (1,245 mm)
▶Front Tread Ag Tires - Max	
▶Rear Tread Ag Tires - Min	49.7 in. (1,262 mm)
▶Rear Tread Ag Tires - Max	58.6 in. (1,490 mm)
▶Turning Radius w/ Brake	9.5 ft (2.91 m)
▶Turning Radius w/o Brake	
<b>Hydraulics</b>	
▶Total Pump Flow	16.8 gpm (63.9 L/min)
▶Main Pump Capacity	
▶Power Steering Pump Capacity	
<b>3-Point Hitch</b>	
▶Standard Category (Optional Category)	Cat. I (N/A)
▶Lift Capacity, 24" aft of hitch, lb(kg)	2,493 lbs. (1,131 kg)
▶Control Type	Position, Draft, Mixed control
<b>Weight</b>	
▶Weight w/ Ag Tires w/ ROPS	4,130 lbs. (1,873 kg)

### ›Equipment & Panel

Standard Equipment	Optional Equipment	Instrument Panel
Telescopic 3 Point Hitch Ends	2nd. Remote Hydraulic Valve	Tachometer with Hour meter
Telescopic Stabilizers	Rear & Front Weights	Fuel Gauge
Crank Adjustable Lift Link	Sunshade	Coolant Temperature Gauge
Single Lever Joy Stick For Loader Operation	Mid PTO	PTO Operation Indicator
Foldable ROPS	Trailer Outlet (7 Pin Socket)	Battery Charge indicator
Hydrostatic Power Steering		Low Oil Pressure Indicator
Rear Differential Lock		Glow Operation Indicator
Foot Throttle (Mechanical)		4WD Operation Indicator
Removable Drawbar		Shuttle Neutral Indicator
Adjustable Seat with Seat Belt		Parking Brake Operation Indicator
Head Lights		Cruise Operation Indicator
Safety Light		
Tilt Steering Wheel		
Wet Disc Brake		
Oil Cooler		
Air Conditioner/ Heater (Cab only)		
CD play with Radio (Cab only)		
Sunvisor (Cab only)		
Cup Holder (Cab only)		

### ›Tires

 Ag	›Ag1 4WD Front	8-16/6
	›Ag1 4WD Rear	13.6/24/6
	›Ag2 4WD Front	N/A
	›Ag2 4WD Rear	N/A
 Turf	›Turf1 4WD Front	29x12.5-15/4
	›Turf1 4WD Rear	21.5x16.1/4
	›Turf2 4WD Front	N/A
	›Turf2 4WD Rear	N/A
 Ind	›Ind1 4WD Front	10x16.5/6
	›Ind1 4WD Rear	14.9x24/8
	›Ind2 4WD Front	N/A
	›Ind2 4WD Rear	N/A

›Attachments

<a href="#">Front End Loaders</a>	›KL401 ,
<a href="#">Backhoes</a>	›KB2485 ,

›Implements

<a href="#">Mowers</a>	›KMR03-72 , KMR03-84 ,
<a href="#">Tillers</a>	›KT03-59 , KT09-65 , KT09-73 ,